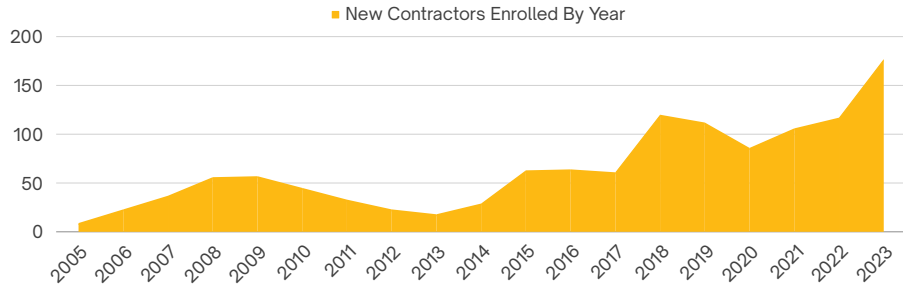


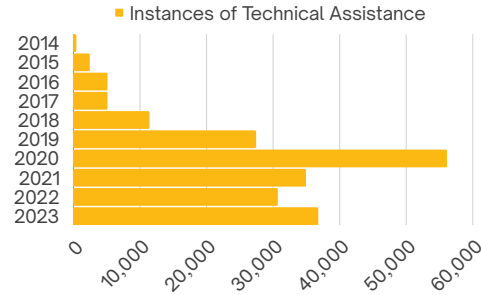
CONTRACTOR DEVELOPMENT AND BONDING PROGRAM (CDABP)

QUIKSTATS 2023

NEW CONTRACTORS ENROLLED BY YEAR



TECHNICAL INSTANCE PROVIDED SINCE 2014



1,015

Assessments & Workplans Completed Since 2016



702

Contractor Profiles Completed Since 2016

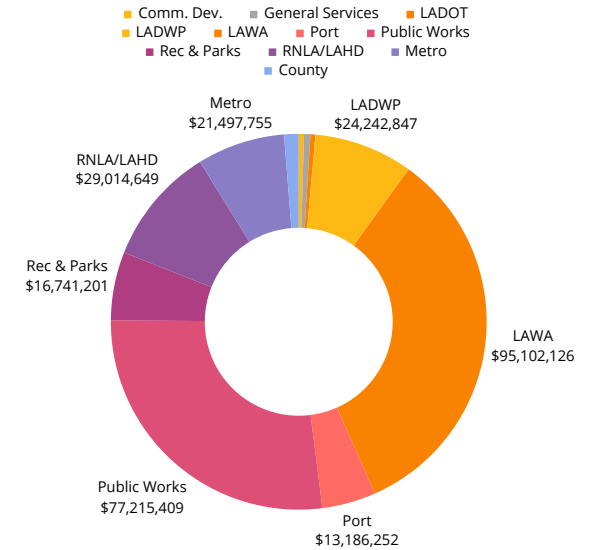


BOND HIGHLIGHTS

PROGRAM	Bid Bonds Issued	Total Bids	Final Contract Value	Total Direct Cost Savings
CITY	200	\$259,554,598	\$126,817,101	\$7,164,309
METRO	7	\$ 21,497,755	\$20,785,532	-
COUNTY	4	\$3,557,874	\$ 2,632,874	-
TOTALS	211	\$284,610,227	\$150,235,507	\$7,164,309

Direct Cost Savings is the amount a sponsored saved because they had an opportunity to select a CDABP enrolled contractor's bid vs the second lowest responsive responsible bid.

BID TOTALS BY AGENCY/ DEPARTMENT



CONTRACT BASED FINANCING ASSISTANCE PROGRAM (CFAP)

Average Contract Size Supported

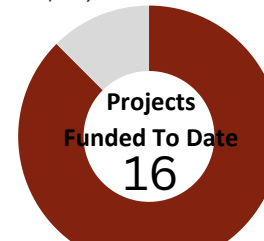
\$1,029,172



Total Contract Value
\$16,466,753

Average Loan

\$317,143



Total Loan Amount
\$2,220,000